

# 2CM STANDARD EDGE

2CM FULL BULL NOSE



2CM SQUARE / FLAT POLISH



2CM DEMI BULL NOSE



2CM BEVEL



# 2CM UPGRADE EDGE

2CM BROKEN EDGE



2CM DUPONT



2CM OGEE



# 3CM STANDARD EDGE

3CM FULL BULL NOSE



3CM SQUARE FLAT POLISH



3CM 3/8" RADIUS



3CM DEMI BULL NOSE



3CM 1/2" BEVEL




# 3CM UPGRADE EDGE


3CM TRIPLE WATERFALL



3CM OGEE



3CM DUPONT



# 4CM STANDARD EDGE

4CM FULL BULL NOSE



4CM SQUARE / FLAT POLISH



4CM BEVEL



4CM DEMI BULL NOSE




4CM 3/8" RADIUS



# 4CM UPGRADE EDGE P1

4CM OGEE OVER FLAT



4CM TRIPLE WATER FALL



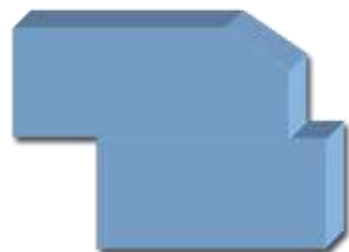
4CM DEMI OVER FLAT




4CM DUPONT



4CM BEVEL OVER FLAT



4CM REVERSE DUPONT






# 4CM UPGRADE EDGE P2

4CM OGEE



4CM DUPONT OVER FLAT



4CM DUPONT BULL NOSE



4CM OGEE OVER BULL NOSE



4CM OGEE BULL NOSE




4CM DEMI OVER BULL NOSE



# 5CM CUSTOM EDGE

5CM SEGOVIA BULL NOSE



5CM PIENA BULL NOSE



5CM OGEE TOROIDALI



5CM OGEE DOPPIO





# 6CM CUSTOM EDGE

6CM FULL BULL NOSE



6CM OGEE OVER FULL BULLNOSE



6CM ALBERO BULL NOSE

